

Expand your horizons...

ALL CENTRI® PVC AND MCV GLOVES ARE NOW EXPANDED



Centri® Expanded Glove

DISTRIBUTED BY HOSMER

- Expanded wrist and palm for easier application and shrinks for a custom fit
- Expanded style is now standard for Centri PVC and MCV gloves at the same low price
- Micro Coated Vinyl gloves improve resistance to marking and provide a smoother finish
- Available for passive, most myo-electric, and mechanical hands



Ordering Instructions for Expanded Gloves

EXAMPLE: Ordering a Male Passive Hand Glove; Size 7, Left in Color 04

Glove Type		Glove No.	Color	
PVC Expanded	1	yyyyy	zz	2
MCV Expanded	1	yyyyy	zz	4

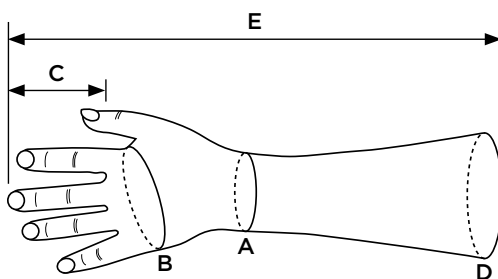
The main change in part number sequence for an Expanded Glove is the last digit. For PVC the last digit changes from a 1 to a 2. For MCV the last digit changes from a 3 to a 4.

Example: PVC Expanded Glove No.
30909 / Color C04 = **PN 130909042**

Example: MCV Expanded Glove No.
30909 / Color C04 = **PN 130909044**

Male Passive Hand Gloves

Glove No. (yyyyy)	Side	Size	A	B	C	D	E
30909 30910	Left Right	7	140 145	170 170	78 75	206 215	330 330
30911 30912	Left Right	7 1/2	145 140	187 180	83 80	215 210	320 320
30913 30914	Left Right	8	167 161	205 200	84 85	230 225	370 360
30915 30916	Left Right	8 1/4	147 150	200 205	90 90	235 240	370 450
30917 30918	Left Right	8 1/2	160 180	210 228	95 100	224 295	400 400
30919 30920	Left Right	8 3/4	165 180	225 225	95 90	275 240	360 340
30921 30922	Left Right	9	180 175	230 235	92 96	282 285	360 370



A - Wrist circumference
B - Metacarpal circumference
C - Middle finger length
D - Glove end circumference
E - Length of glove


**A-E represent final measurements after shrinking*

Color Options

01	02	03
04	05	06
07	08	09
10	11	12
13	14	15
16	17	18

Choose from these color options (zz). Due to variances in printing, colors may not be exact. Please reference the Swatch Color Guide (PN 56760 or 611200002).


Expanded Gloves offer an easy custom fit



- Remove expander board by breaking it lengthways.



- For long sleeve gloves, pull back the wrist and palm section of the glove to reveal the fingers.



- Immediately pull the glove firmly onto the prosthesis.



- Heat the glove to approximately 60° C or 140° F using hot water or heat gun. The glove will now shrink to its unexpanded size.

Fillauer LLC

1-800-251-6398 • www.fillauer.com

Hosmer

1-800-827-0070 • www.hosmer.com

Centri®

+46 8 505 332 00 • www.centri.se